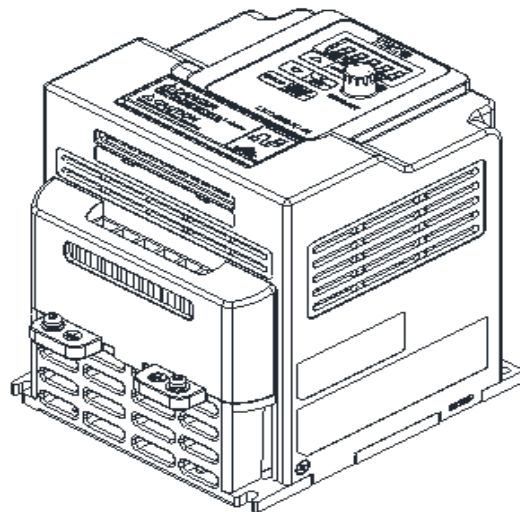
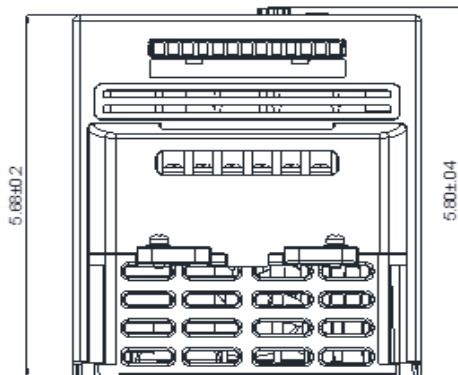
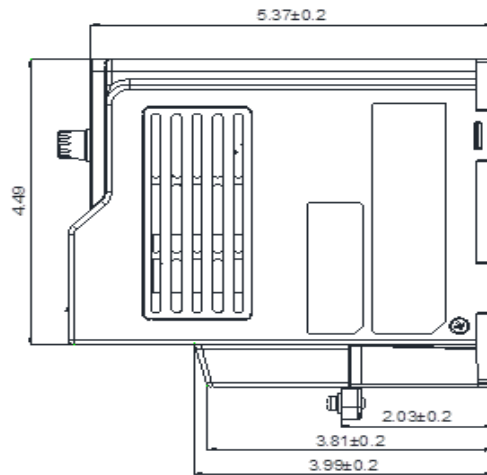
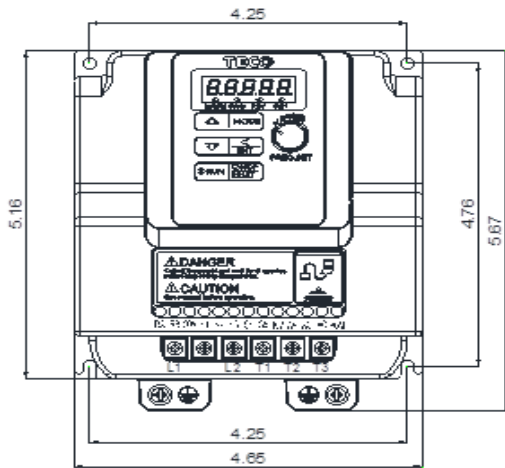




GENERAL DATASHEET VARIABLE SPEED DRIVE

Series L510		MODEL# L510-401-H3-U		
ISSUED 3/16/2017		ENCLOSURE/ FRAME Chassis (IP20/00)/ F2		
INPUT AMPS HD (CT) 4.2		AC INPUT VOLTAGE 460	AC INPUT FREQUENCY 50/60	AC INPUT PHASE 3
OUTPUT HP HD (CT) 1	OUTPUT AMPS HD (CT) 2.3	AC OUTPUT VOLTAGE 0-460	AC OUTPUT FREQUENCY 0-599	AC OUTPUT PHASE 3



Approved By:	Brian Smith	Drawing No:	L510-460-001-F2	Revision: 0
--------------	-------------	-------------	-----------------	-------------