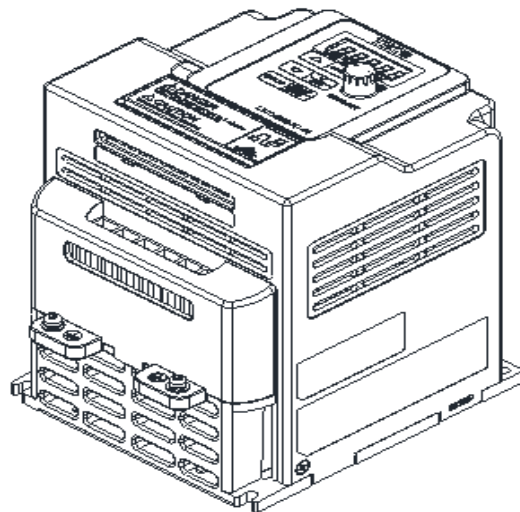
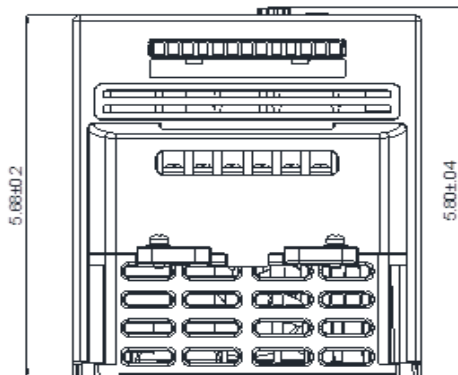
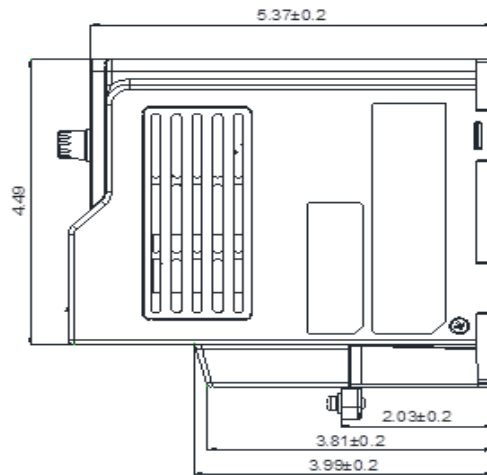
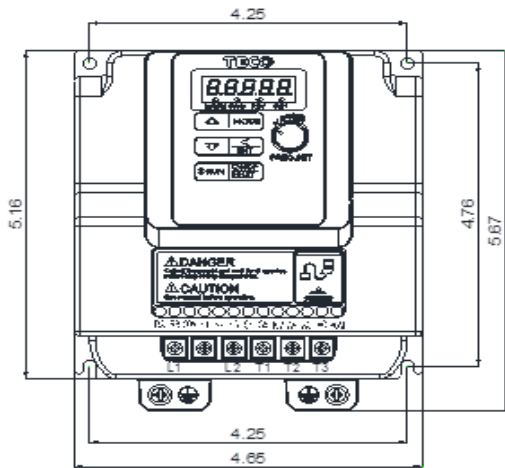




GENERAL DATASHEET VARIABLE SPEED DRIVE

Series L510		MODEL# L510-402-H3-U	
ISSUED 3/16/2017		ENCLOSURE/ FRAME Chassis (IP20/00)/ F2	
INPUT AMPS HD (CT) 5.6		AC INPUT VOLTAGE 460	AC INPUT FREQUENCY 50/60
AC INPUT PHASE 3			
OUTPUT HP HD (CT) 2	OUTPUT AMPS HD (CT) 3.8	AC OUTPUT VOLTAGE 0-460	AC OUTPUT FREQUENCY 0-599
		AC OUTPUT PHASE 3	



Approved By:	Brian Smith	Drawing No:	L510-460-002-F2	Revision: 0
--------------	-------------	-------------	-----------------	-------------